

AGGREGATED PERFORMANCE REPORT
УСГРЕГОВЛЕД БЕВЕОБЛЮЖИЦЕ БЕБОБЛ

Wednesday, July 22, 2009

For the Accounts of:

Redfords



REX Asset Management, Inc.
2000 Falling Waters Dr #111
Knoxville, MT 33322
999-111-2222

AGGREGATED PERFORMANCE REPORT
УСГРЕГОВЛЕД БЕВЕОБЛИВЉЕ БЕБОКЛ

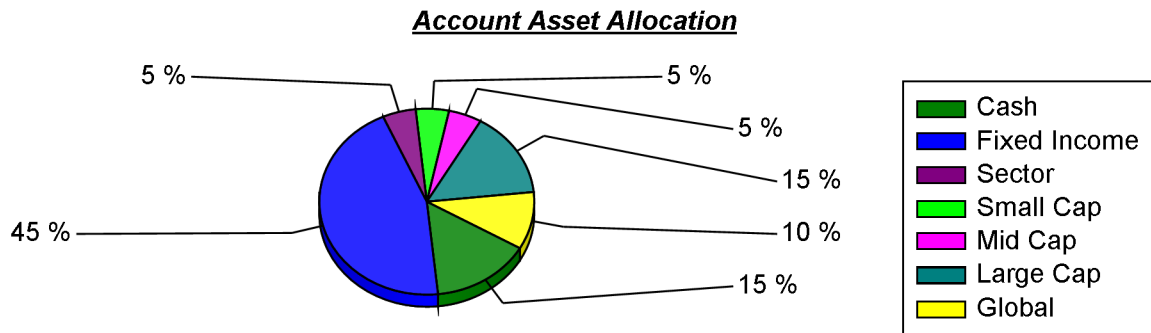
Managed Account Information

Account Number	Account Full Name	Portfolio Model
X991111	Robert Redfords	CoreModerate
X992222	Jenell Redfords	CoreModerate

AGGREGATED PERFORMANCE REPORT
УСЛОВИЯ РЕЗУЛЬТАТОВ РАБОТЫ

Managed Account Asset Allocations

X991111	Asset Class	Asset Class Percent
	Cash	15.00 %
	Fixed Income	45.00 %
	Sector	5.00 %
	Small Cap	5.00 %
	Mid Cap	5.00 %
	Large Cap	15.00 %
	Global	10.00 %

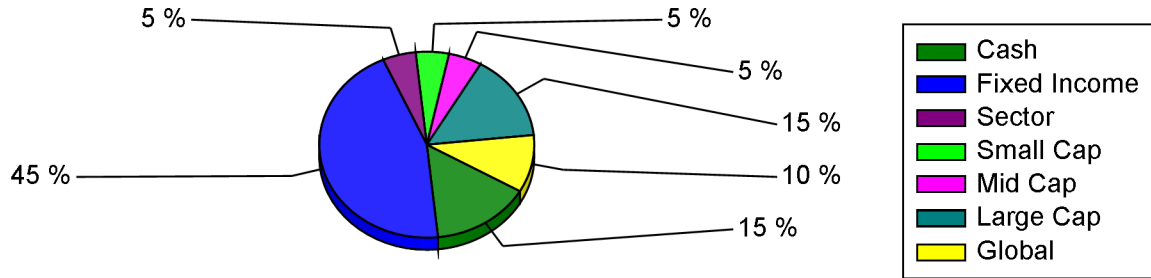


X992222	Asset Class	Asset Class Percent
	Cash	15.00 %
	Fixed Income	45.00 %
	Sector	5.00 %
	Small Cap	5.00 %
	Mid Cap	5.00 %
	Large Cap	15.00 %

AGGREGATED PERFORMANCE REPORT
УСРЕДНЕНА СЪВЕЩАВАНЕ НА РЕЗУЛТАТИ

X992222	Asset Class	Asset Class Percent
	Global	10.00 %

Account Asset Allocation



AGGREGATED PERFORMANCE REPORT
УСЛОВИЯ ОБЪЕДИНЕННОГО ОТЧЕТА

Managed Account Security Holdings

Symbol	Description	Price	Quantity	Holding Value
X991111				
Cash	Interactive Brokers Cash	\$1.00	1941.67	\$1,941.67
SHV	iShares Lehman Short Treasury Bond	\$110.19	69.00	\$7,603.11
SHY	iShares Lehman 1-3 YR Treasury Bond	\$83.80	91.00	\$7,625.80
AGG	iShares Lehman Aggregate Bond	\$102.65	74.00	\$7,596.10
TIP	iShares Lehman TIPS Bond	\$101.01	75.00	\$7,575.75
EEM	MSCI Emerging Markets	\$34.59	73.00	\$2,525.07
EFA	iShares MSCI EAFE	\$48.15	53.00	\$2,551.95
SPY	SPDR S&P 500	\$95.55	80.00	\$7,644.00
MDY	Mid Cap SPDRs	\$109.24	23.00	\$2,512.52
IYR	Dow Jones US Real Estate	\$33.15	77.00	\$2,552.55
IWM	iShares Russell 2000	\$52.86	48.00	\$2,537.28
Account Total Value:				\$52,665.80
X992222				
Cash	Interactive Brokers Cash	\$1.00	882.53	\$882.53
SHV	iShares Lehman Short Treasury Bond	\$110.19	22.00	\$2,424.18
SHY	iShares Lehman 1-3 YR Treasury Bond	\$83.80	30.00	\$2,514.00
AGG	iShares Lehman Aggregate Bond	\$102.65	24.00	\$2,463.60
TIP	iShares Lehman TIPS Bond	\$101.01	25.00	\$2,525.25
EEM	MSCI Emerging Markets	\$34.59	24.00	\$830.16
EFA	iShares MSCI EAFE	\$48.15	17.00	\$818.55
SPY	SPDR S&P 500	\$95.55	26.00	\$2,484.30
MDY	Mid Cap SPDRs	\$109.24	7.00	\$764.68
IYR	Dow Jones US Real Estate	\$33.15	25.00	\$828.75
IWM	iShares Russell 2000	\$52.86	16.00	\$845.76
Account Total Value:				\$17,381.76
Managed Accounts Total Value:				\$70,047.56

AGGREGATED PERFORMANCE REPORT
УСЛОВИЯ ПРОВЕДЕНИЯ РАБОТ

Managed Account Deposits and Withdrawals

Flow Date	Flow Type	Flow Amount
X991111		
4/25/2008	Deposit	\$159,601.72
2/16/2009	Withdrawal	(\$209,104.37)
4/23/2009	Deposit	\$40,000.00
	Account Deposit/Withdrawals:	(\$9,502.65)
X992222		
2/6/2009	Withdrawal	(\$6,500.65)
4/24/2009	Deposit	\$6,500.00
	Account Deposit/Withdrawals:	(\$0.65)
	Total Deposits/Withdrawals:	(\$9,503.30)

AGGREGATED PERFORMANCE REPORT
УСРЕДНЕНА СЪВЕЩАВАНЕ НА РЕЗУЛТАТИ

Managed Monthly Account Returns and Values

	Return Date	Month Return
X991111		
	2/11/2008	0.00%
	3/3/2008	0.63%
	4/1/2008	2.12%
	5/1/2008	0.57%
	6/2/2008	-0.54%
	7/1/2008	-4.85%
	8/1/2008	-0.37%
	9/2/2008	0.23%
	10/1/2008	-5.34%
	11/3/2008	-8.50%
	12/1/2008	-5.47%
	1/2/2009	8.88%
	2/2/2009	-4.03%
	3/2/2009	1.35%
	4/1/2009	-0.09%
	5/1/2009	0.84%
	6/1/2009	4.23%

AGGREGATED PERFORMANCE REPORT
УСРЕДНЕНЕЛ БЕРЕЛОВИВЦЕ БЕБОКЛ

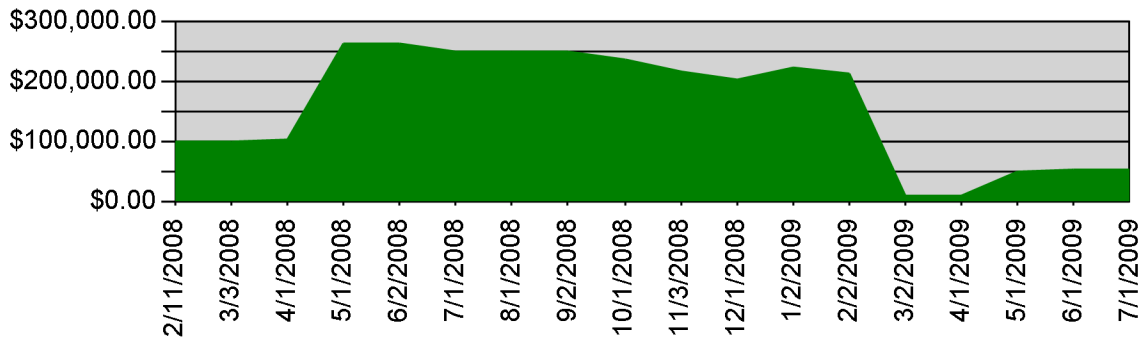
Return Date	Month Return
-------------	--------------

X991111

7/1/2009

-0.84%

Monthly Account Values



X992222

2/11/2008	0.00%
3/3/2008	0.59%
4/1/2008	2.03%
5/1/2008	1.86%
6/2/2008	-0.68%
7/1/2008	-4.80%
8/1/2008	-0.46%
9/2/2008	0.21%
10/1/2008	-5.38%
11/3/2008	-8.62%
12/1/2008	-5.53%
1/2/2009	3.24%
2/2/2009	-4.42%
3/2/2009	-5.96%
4/1/2009	5.81%
5/1/2009	1.71%
6/1/2009	3.60%

AGGREGATED PERFORMANCE REPORT
УСРЕДНЕНА СЪВЕЩАВАНЕ НА РЕЗУЛТАТИ

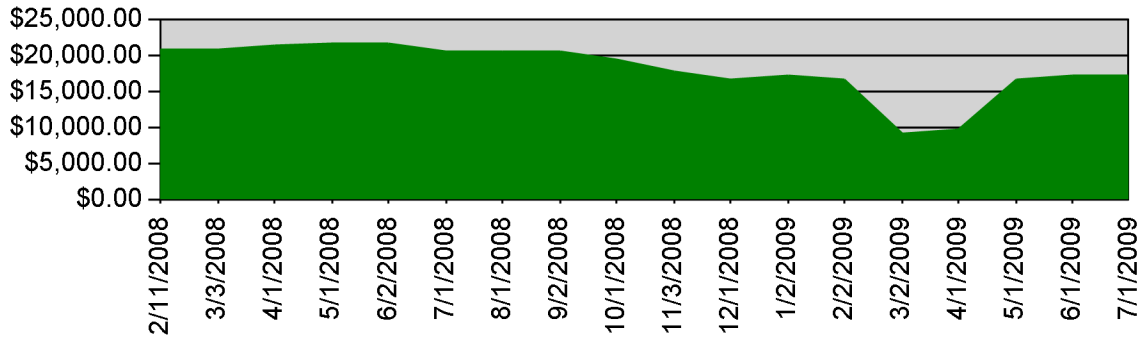
Return Date Month Return

X992222

7/1/2009

-0.87%

Monthly Account Values

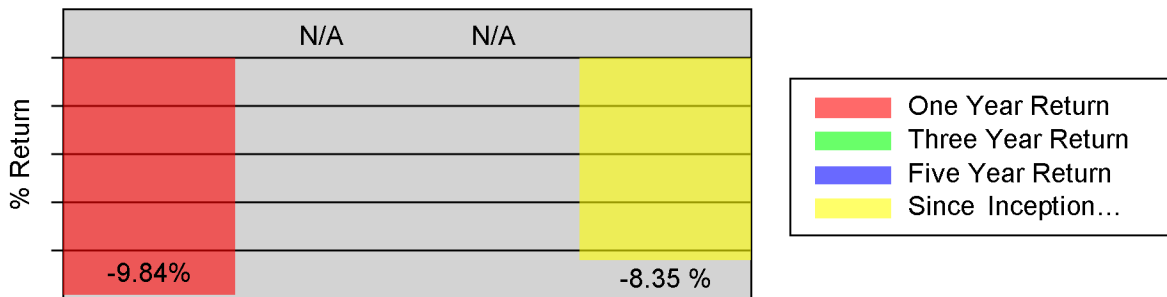


AGGREGATED PERFORMANCE REPORT
 УАГГРЕГАЦЫЯД БЕЛІЭВАНІЦА БЕЛІЭВАНІЦА

Managed Account Return Statistics

	One Year Return	Three Year Return	Five Year Return	Since Inception Return
X991111	-9.84%	N/A	N/A	-8.35%


Annualized Return Statistics



X992222

	-16.42%	N/A	N/A	-12.67%
--	---------	-----	-----	---------

Annualized Return Statistics



AGGREGATED PERFORMANCE REPORT
УСГРЕГЕГВЛЕД БЕВЕЛОБЛИВІЗСЕ БЕБОБЛ

Report Disclosures

(Advisors enter their disclosures, disclaimers, or explanations here.)